



# Maximizing the Future Of Critical Mineral Exploration

Acquiring, Exploring & Advancing High-Impact Projects

Q1 2026

**CSE** : MAXM | **FWB** : R7V | **OTC** : MXMGF

# DISCLAIMER

## WARNING

This management presentation was prepared as a summary overview only of the current affairs of Maxus Mining Inc. (the “Company” and “Maxus Mining”) and was not prepared for the purpose of assisting prospective investors in making a decision to invest in any security. The Company does not make any representation as to the completeness, truth or accuracy of the information contained in this presentation. The Company expressly warns readers not to rely on this information for investment purposes. The information contained herein is not and should not be construed as either a private or public offer or solicitation to purchase securities in the capital stock of the Company, nor as legal, financial or tax advice. The reader is referred to their professional legal, financial and tax advisors regarding investment related decisions respecting the securities of the Company. No securities regulatory authority or similar authority has reviewed or in any way passed on the accuracy or adequacy of this presentation.

The disclosure of technical information in this presentation regarding the Alturas East, Alturas West, Hurley East, Hurley West, Lotto, Quarry, and Penny Projects have been prepared in accordance with Canadian regulatory requirements as set out in National Instrument 43-101 - Standards of Disclosure for Mineral Projects (“NI 43-101”) and reviewed and approved by Sean Hillacre, P.Geo., a Director of Maxus, an “qualified person” as defined in NI 43-101 – Standards of Disclosure for Mineral Projects.

## FORWARD LOOKING INFORMATION

Certain statements in this presentation constitute “forward-looking statements” within the meaning of the Private Securities Litigation Reform Act of 1995 and Canadian securities legislation. Such forward-looking statements involve known and unknown risks, uncertainties and other factors which may cause the actual results, performance or achievements of the Company, or other future events, including forecast production, earnings and cash flows, to be materially different from any future results, performances or achievements or other events expressly or implicitly predicted by such forward-looking statements. Such risks, uncertainties and other factors include, but are not limited to, factors associated with fluctuations in the market price of copper and uranium, mining industry risks, recent operating losses, uncertainty of title to properties, risk associated with foreign operations, environmental risks and hazards, proposed legislation affecting the mining industry, litigation, governmental regulation of the mining industry, properties without known mineable reserves, uncertainty as to calculations of reserves, mineral deposits and grades, requirement of additional financing, uninsured risks, competition, dependence on key management personnel, potential volatility of market price of the Company’s common shares, dilution and certain anti-takeover effects. Such information contained herein represents management’s best judgment as of the date hereof based on information currently available. The Company does not intend to update this information and disclaims any legal liability to the contrary.

# INVESTMENT HIGHLIGHTS



## Critical Minerals Tungsten & Antimony

Recent changes in global trade have brought a core focus to produce local supplies of tungsten and antimony.



## Highly Experienced Management Team

Led by a team with a proven track record in resource discovery & development in addition to capital markets expertise.



## Tier-1 Mining Jurisdiction

Located in British Columbia, Canada, one of the world's premier mining jurisdictions with stable regulations, skilled labor, and well-established infrastructure.



## Multiple Highly Prospective Assets

Maxus holds over 15,000 hectares of critical mineral projects in British Columbia.



## High Grade Polymetallic Mineralization

The Alturas East Project contains historical grab sample assays of **0.95% Cu, 3.9% Pb, 9.32% Zn, 224.9 ppm Ag, 265 ppb Au** in mineralized quartz veins<sup>1</sup>



## Exposure To Record Prices for Critical Minerals

Critical minerals prices are at record highs, driven by global electrification, AI, defense, supply deficits, and strong long-term demand.



Source 1 : ARIS Report 12167 - [Link](#)

# ANTIMONY

## Antimony's Global Significance

- ❖ Antimony is a **critical input for the defense industry**, particularly for armor-piercing ammunition, night vision goggles, infrared sensors, precision optics, and the electronics industry, including semiconductors, cables, and batteries.
- ❖ China is the world's leading producer of antimony, accounting for **48% of global production and 63% of U.S. antimony imports**. The likelihood of antimony supply disruptions has now increased significantly, necessitating the western world to quickly secure antimony supply chains from non-Chinese sources.
- ❖ In 2024, China announced **export restrictions** on antimony to restrict critical mineral shipments globally in the name of **national security**.<sup>1</sup>

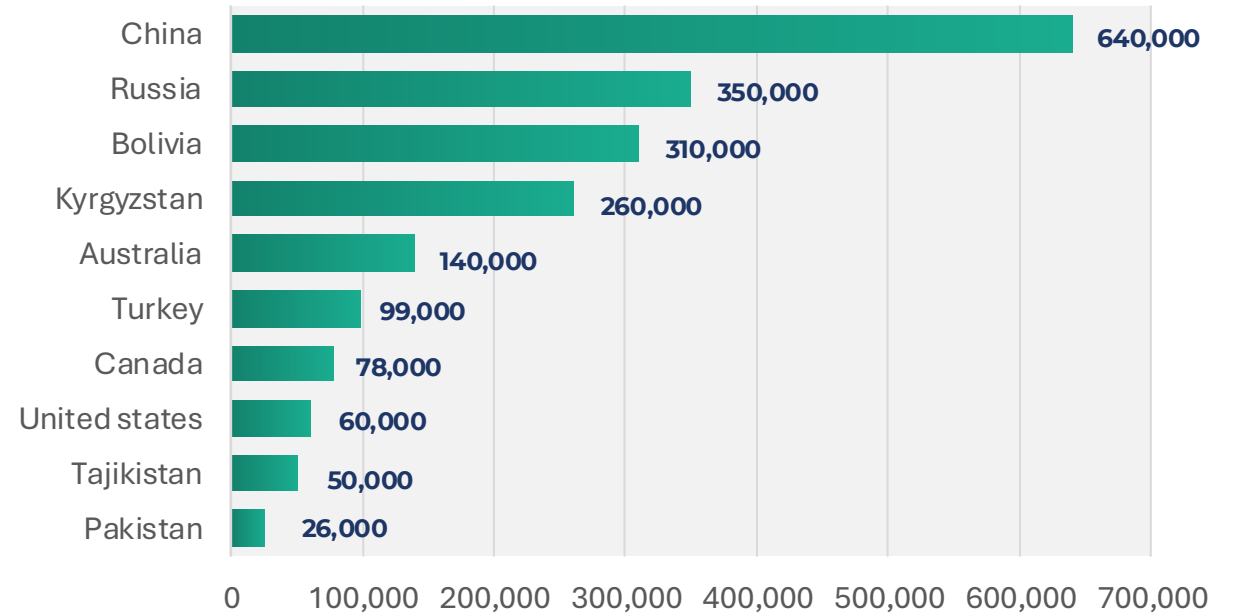
## Antimony Market

**Antimony prices have surged** since April 2024 due to a severe supply shortage. According to Fastmarkets, prices rose at their **fastest rate in over 40 years**.<sup>2</sup>

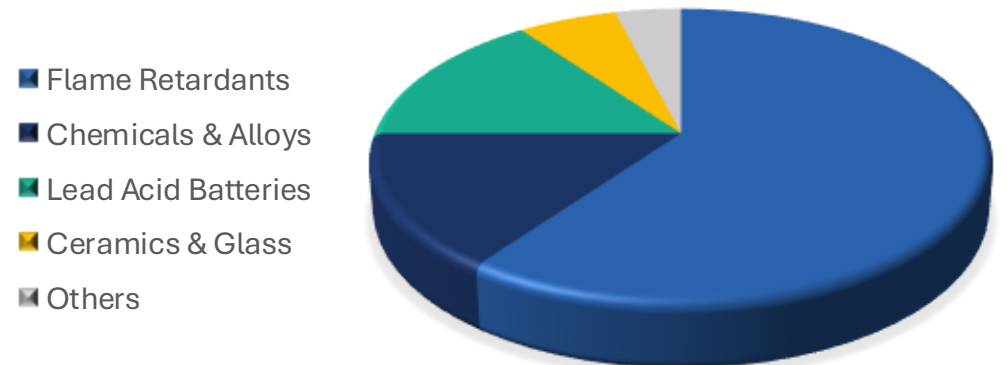


Source 1: CSIS – China's Antimony Export Restrictions  
Source 2: Carbon Credits – Future of Antimony Supply Chain  
Source 3: Fortune Business Insights – Antimony Market  
Source 4: Carbon Credits – Antimony Reserves

COUNTRIES WITH THE LARGEST RESERVES OF ANTIMONY WORLDWIDE AS OF 2023 (METRIC TONS)<sup>4</sup>



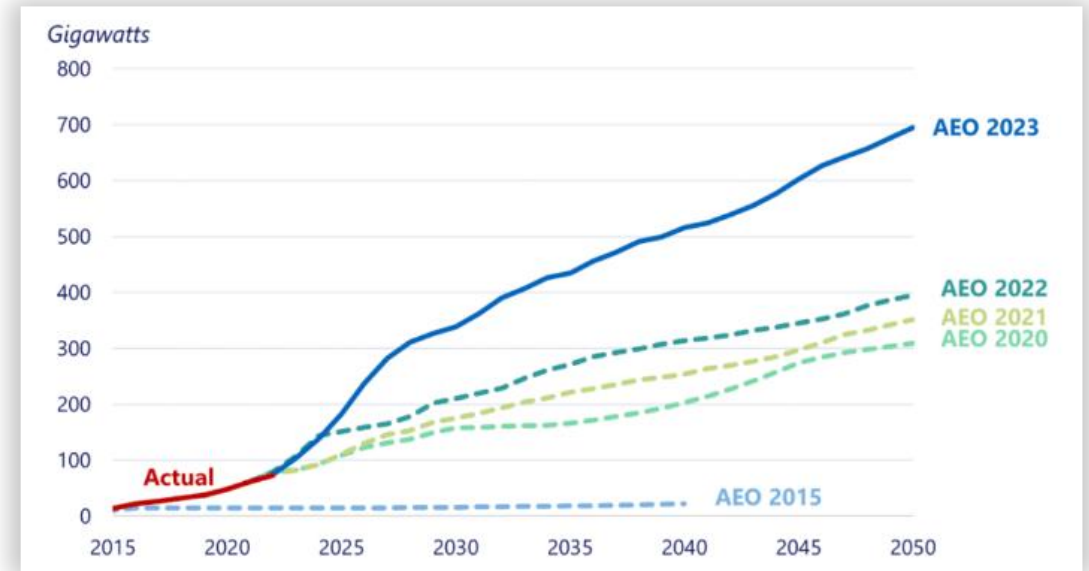
GLOBAL ANTIMONY MARKET SHARE BY APPLICATION, 2023<sup>4</sup>



# ANTIMONY

## A Crucial Catalyst for Renewable Energy

- ❖ In **solar panels** antimony **enhances the efficiency of perovskite solar cells** by improving light absorption and charge transport. Additionally, antimony compounds **increase thermal stability**, allowing panels to endure extreme conditions without frequent replacements. The EIA projects solar capacity to reach over 300 GW by 2030 and around 700 GW by 2050.<sup>1</sup>
- ❖ **Liquid-metal batteries**, a promising solution for storing solar energy, depend on antimony's unique properties. These batteries enable efficient capture and distribution of excess solar power, addressing the intermittency challenges of renewable energy sources.<sup>1</sup>



Source 1: U.S. Energy Information Administration. Note: Projections from EIA Annual Energy Outlook. Actuals from EIA Monthly Energy Review. All values are for utility-scale solar in the electric power sector. As of December 11, 2023.

## Strategic Metal: Antimony's Hidden Role in Defense

As China produces an astonishing ~70% of the world's rare earth minerals and controls nearly 50% of the global antimony supply, the new export restrictions pose a major supply shortage for the U.S.:

- ❖ American manufacturers use more than **50 million pounds of antimony** each year for fireproofing compounds, batteries, ammunition, electronics, specialty glass, and other products, according to MetalTech.<sup>2</sup>



Ammunition



Explosives



Warships



Submarines



Optics



communication equipment



Lazer Sighting



Night Vision Goggles



nuclear weapons



And More

Source 1: Carbon Credits – Antimony the Unsung Hero - [Link](#)

Source 2: Global Antimony Shortage - [Link](#)

# TUNGSTEN

## SUPPLY & DEMAND

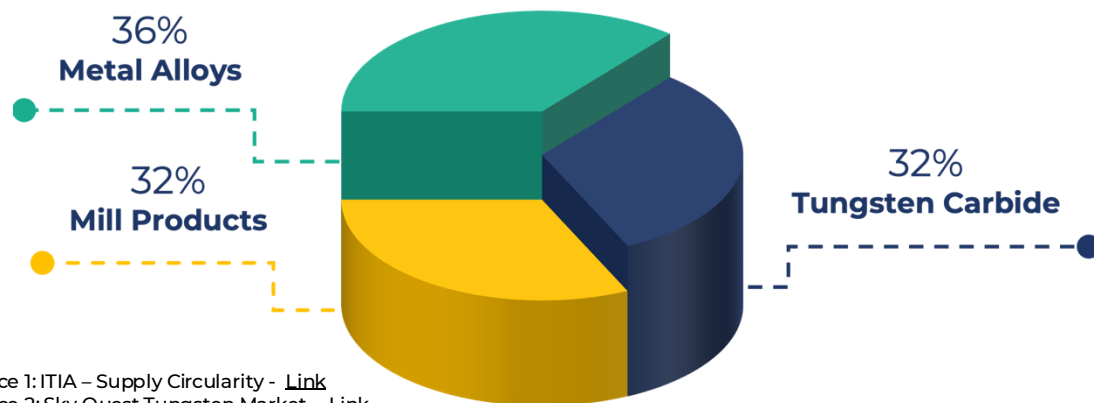
### Primary Supply – Deposits, reserves and mine production:

Tungsten carbide is used extensively in the automotive, electronics, sports, mining and construction, aerospace, and defense industries. Forming the primary drivers of growth for tungsten in the 21<sup>st</sup> century.

### Secondary Supply – Recycling:

Efforts to develop the tungsten industry towards circularity have strongly increased over the last few decades. Tungsten, with a recycling rate of around **35%** belongs to the group of metals with a recycling input rate **above 25%** which, according to an UNEP Report (2013), is only achieved by **one-third of the 60 metals** investigated.<sup>1</sup>

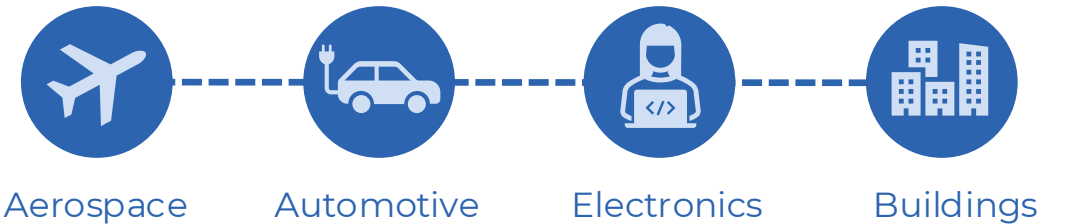
### GLOBAL TUNGSTEN MARKET BY APPLICATION <sup>2</sup>



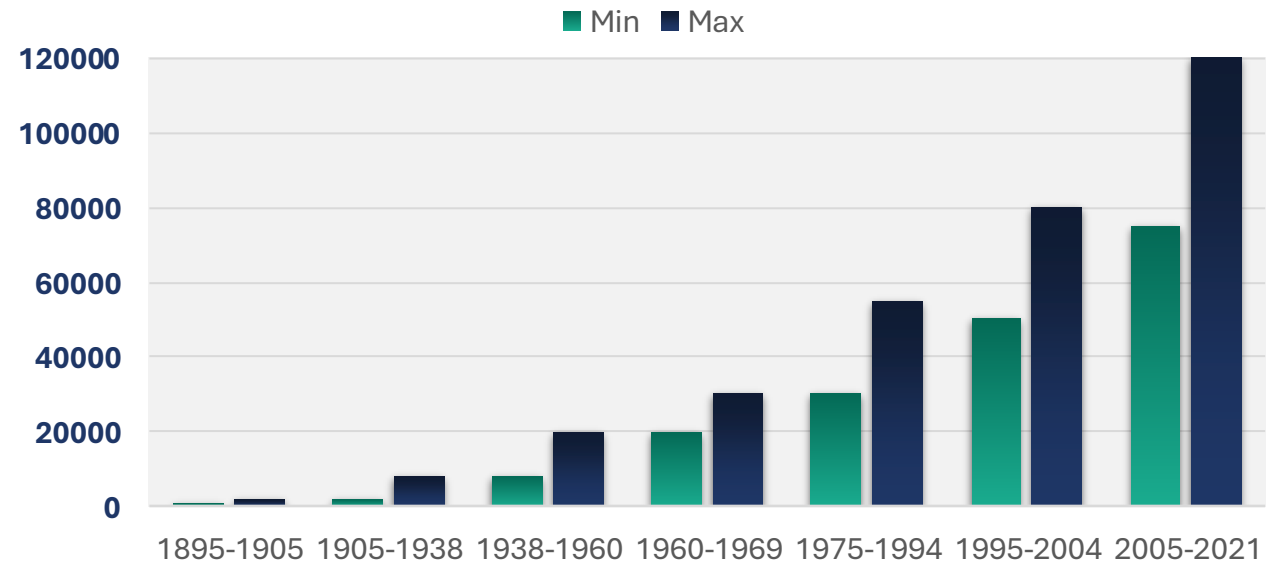
Source 1: ITIA – Supply Circularity - [Link](#)  
 Source 2: Sky Quest Tungsten Market - [Link](#)  
 Source 3: ITIA – Tungsten Applications - [Link](#)

## IMPORTANCE IN METAL ALLOYS

The largest segment in the tungsten market is **metal alloys**. Tungsten is a crucial ingredient in the creation of metal alloys due to its extraordinary strength, high melting point, and great corrosion resistance.<sup>1</sup> **These alloys are widely used in sectors like:**



## HISTORICAL TUNGSTEN DEMAND WORLDWIDE, 1985-2021 <sup>3</sup>



# TUNGSTEN

## Global Supply At Risk

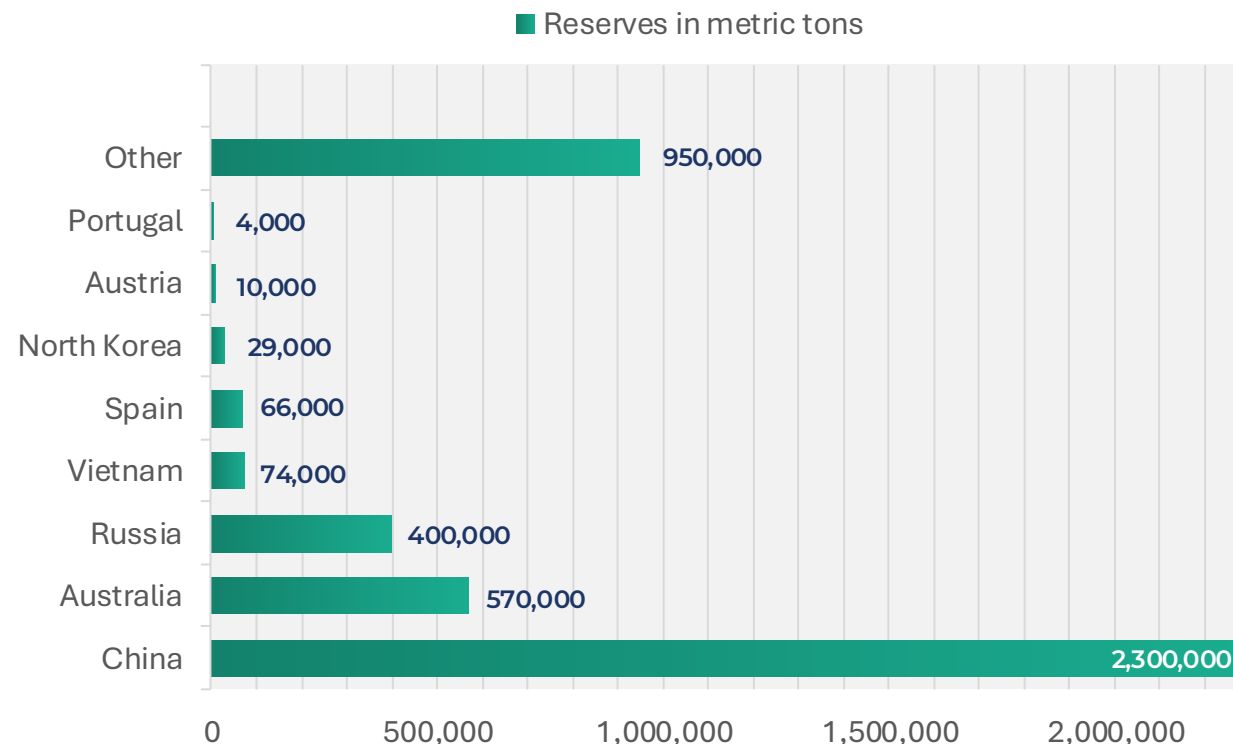
**China has announced new export controls on 25 rare metals, including tungsten, in retaliation to a new 10% tariff by Trump on all US imports from China.**

China dominates global tungsten supply, accounting for more than **80% of the world's mining and processing in 2023**, as well as **58% of the world's reserves at 2.3 million metric tons**. Tungsten is recognized as a critical mineral in Canada, US, EU, China, UK, Australia, & Japan.<sup>1</sup>

In total, countries classified as “politically unstable” and “extremely unstable” account for **96% of supply**.<sup>1</sup> Recent volatility in the tungsten market can be attributed to:

- ❖ **Conflict and Political Instability**
- ❖ **Declining Ore Grades**
- ❖ **Environmental Restrictions**
- ❖ **Limited Production Investment Outside of China**

LEADING COUNTRIES IN RESERVES OF TUNGSTEN, 2023<sup>2</sup>



## TUNGSTEN MARKET

The Tungsten Market was valued at USD 5.13 Billion in 2023 and is poised to grow from USD 5.54 Billion in 2024 to USD 10.26 Billion by 2032, growing at a CAGR of 8% during the forecast period (2025-2032).<sup>2</sup>

GLOBAL MARKET SIZE

USD 5.13 BILLION

LARGEST SEGMENT

METAL ALLOYS

FASTEST GROWTH

TUNGSTEN CARBIDE

GROWTH RATE

8% CAGR

Source 1: Oregon Group – Tungsten Supply Crisis - [Link](#)  
 Source 2: Sky Quest – Tungsten Market - [Link](#)

# OUR PROJECTS



## Tier-1 Mining Jurisdiction

Located in British Columbia, Canada, one of the world's premier mining jurisdictions with stable regulations, skilled labor, and well-established infrastructure.



## Infrastructure & Access

All projects have road and trail access, proximity to cities and towns, with many being sites of past mining and exploration activities.



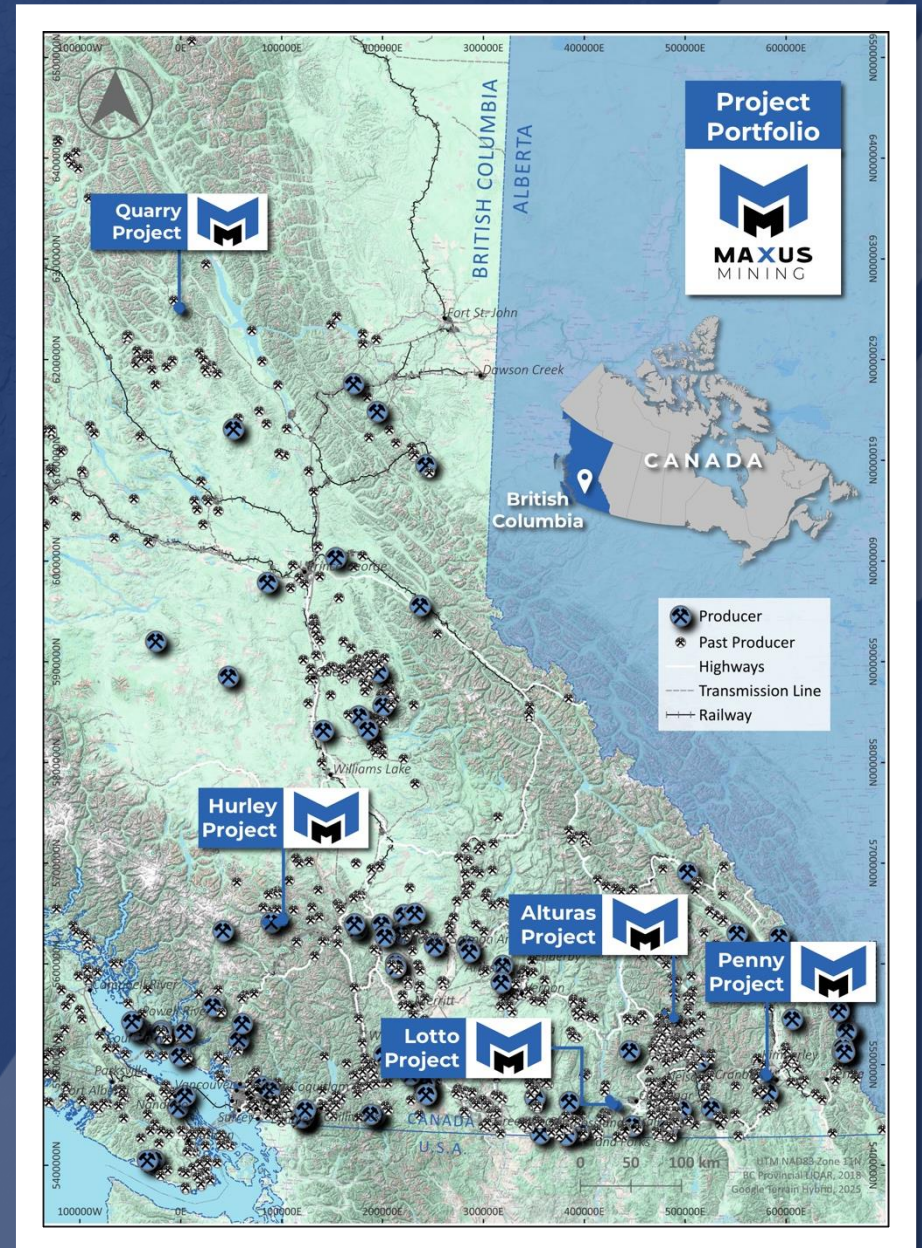
## Low-Cost Advancement Potential

Projects benefit from existing data, historic work, and established infrastructure, supporting disciplined capital deployment and cost-effective exploration programs.



## District-Scale Portfolio

Over 15,000 hectares across five projects in proven mining districts, providing exposure to Au, Cu, Sb, W, and Pb-Zn-Ag systems while reducing single-asset risk.



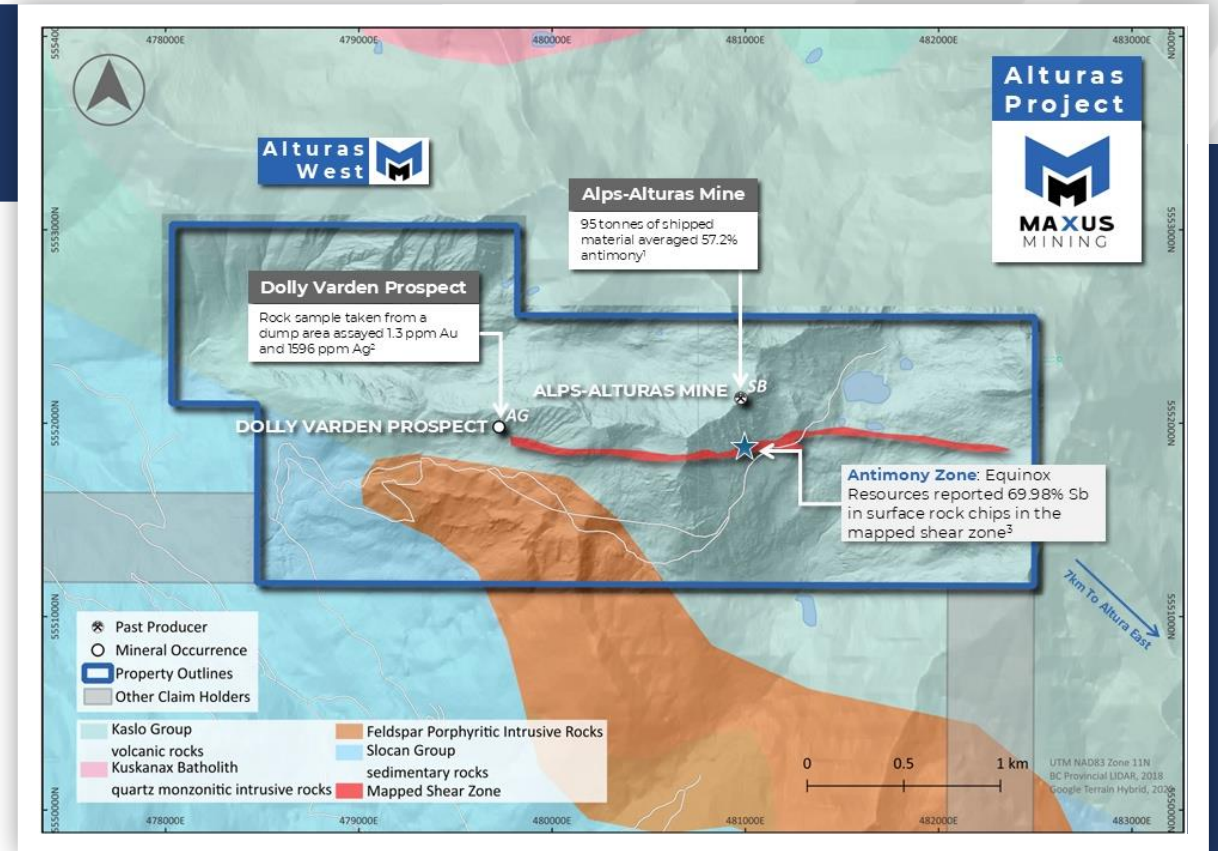
# ALTURAS WEST PROJECT

## ALTURAS ANTIMONY

### SIGNIFICANT DISCOVERY POTENTIAL

Minimal modern exploration since the 1970s

- ❖ **Alturas West** is positioned 29 kilometers northeast of New Denver, British Columbia – **an area recognized for its strong antimony (Sb) mineral potential.**<sup>1,2</sup>
- ❖ **Past-producing Alps-Alturas mine (1920s) - 95 tonnes of historical production with an average grade of 57.2% Sb**<sup>1</sup>
- ❖ Recent prospecting discovered high-grade antimony within massive stibnite-bearing veins – **assays up to 69.98% Sb.**<sup>3</sup>
- ❖ Antimony + gold showings along **>1.7 km of exploration strike length**, in addition to copper and silver showings.
- ❖ **2025 Prospecting Program** – The Company recently completed a ground-truth sampling program across historical showings – **assay results up to 430 g/t Ag, 0.1% Sb, and 87.7 g/t Ag.**<sup>4</sup>



Source 1: Alps-Alturas Minfile - [Link](#)  
Source 2: Dolly Varden Minfile - [Link](#)

Source 3: Equinox Resources – November 8, 2024, 'Ultra High Grade Naturally Occurring Antimony at Alturas Project with Assays up to 69.98% Sb' - [Link](#)  
Source 4: As reported in Maxus Mining News Released February 11, 2026 - [Link](#)

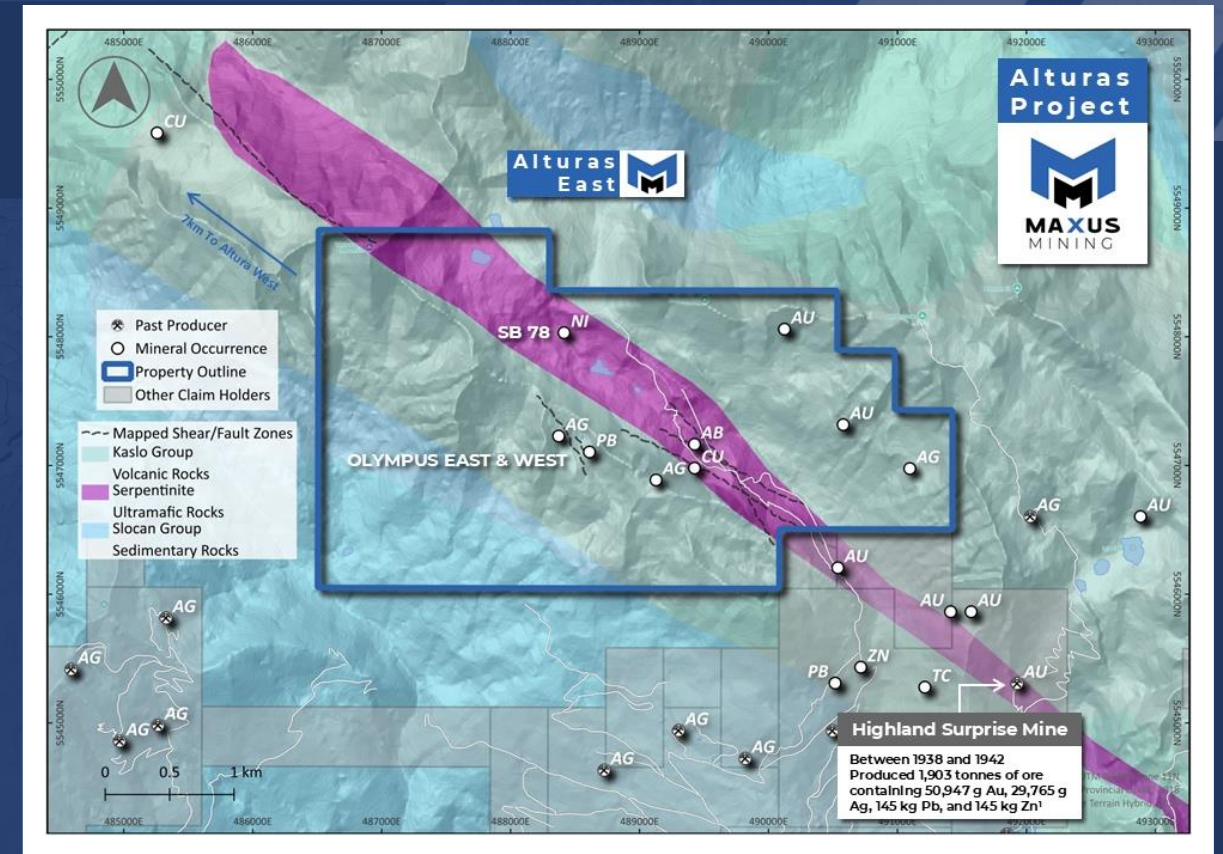
# ALTURAS EAST PROJECT

## ALTURAS ANTIMONY

### SIGNIFICANT DISCOVERY POTENTIAL

Minimal modern exploration since the 1970s

- ❖ **Alturas East** is situated in the **prolific Slocan Mining District**.<sup>1</sup>
- ❖ Olympus East & West mineral occurrences – historical high-grade silver, lead, and zinc grades, including **525.9 ppm Ag, 12.9% Pb, and 4.1% Zn** in mineralized quartz-hematite veins.<sup>2</sup>
- ❖ Andesite boulders 900m across strike returned assays up to **1.03% Cu, 0.72% Zn, and 48 ppm Ag**.<sup>2</sup>
- ❖ Historic drilling in the east, about 800m from past producing Ibez mine assayed **0.72 g/t gold over 0.91 metres** from 12.8 m.<sup>3</sup>
- ❖ **2025 Prospecting Program** – The Company recently completed a ground-truth sampling program across historical showings – **assay results up to 18.20 g/t Au, 363 g/t Ag, 2.01% Cu, 3.40% Pb, 1.05% Zn**.<sup>4</sup>



Source 1: Highland Surprise Mine Minfile - [Link](#)

Source 2: ARIS 12167: Kallock, P., 1984. Reconnaissance Geological and Geochemical Investigation of the Olympus Mineral Claim, Slocan Mining Division, Kaslo, B.C. - [Link](#)

Source 3: ARIS 09060 – Visagie, D., 1981. Whitewater: Drilling Report, Hole WBC-80-4, Slocan Mining Division - [Link](#)

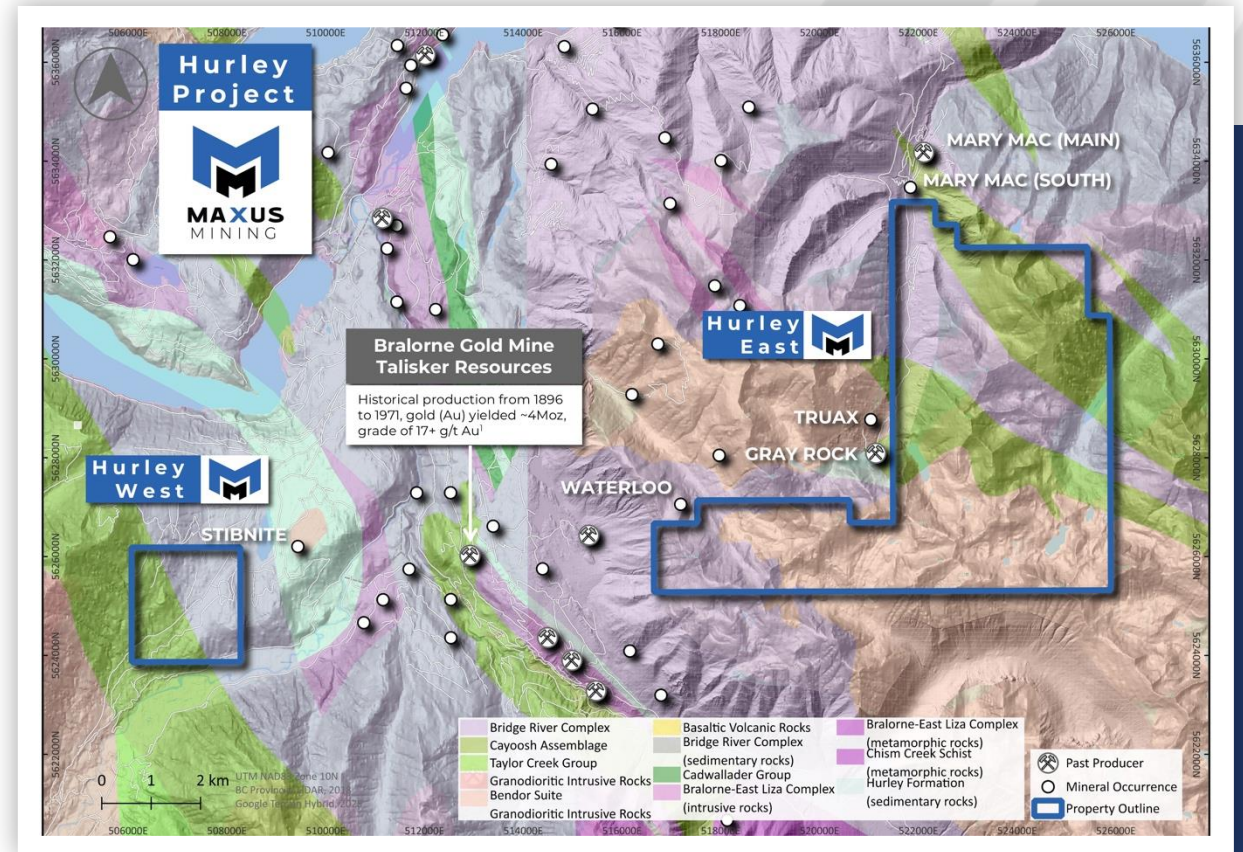
Source 4: As reported in Maxus Mining News Released December 1, 2025 [Lin](#)

# HURLEY ANTIMONY PROJECT

## CRITICAL MINERAL & GOLD POTENTIAL

4,432 Hectares of Prospective Terrane in the historic Bralorne Gold Mining Camp.

- ❖ The historic **Bralorne-Pioneer Gold Mining Camp** in BC has produced over 4 million ounces of gold.<sup>1</sup>
- ❖ Hurley lies immediately south of the **Mary Mac Main Zone** – a gold-antimony past producer - **four tonnes of stibnite/day** with grades of **20% Sb over 2.1 meters** and reserves of **13.6 to 18.1 thousand tonnes**.<sup>2</sup>
- ❖ **Favorable host rocks:** Prospects on Hurley closely resemble the geological setting of neighbouring discoveries and mines.
- ❖ **High-grade Antimony Showings:** Stibnite mineralization present in veins on the western claims of Hurley – **Decimeter-scale veins in 60-meter-long shears with average grade of 8.9 % Sb**.<sup>3</sup>
- ❖ **2025 Prospecting Program:** The Company recently completed a ground-truth sampling program across historical showings – **assays included 11.60 g/t Au in outcrop, 9.33% Sb in talus, 0.18% Sb in outcrop**.<sup>4</sup>



Source 1: Bralorne Pioneer Gold Mining Camp – [Link](#)

Source 2: Mary Mac (Main) Minfile – [Link](#)

Source 3: Stibnite Minfile – [Link](#)

Source 4: Maxus Mining News Released December 30, 2025 [Link](#)

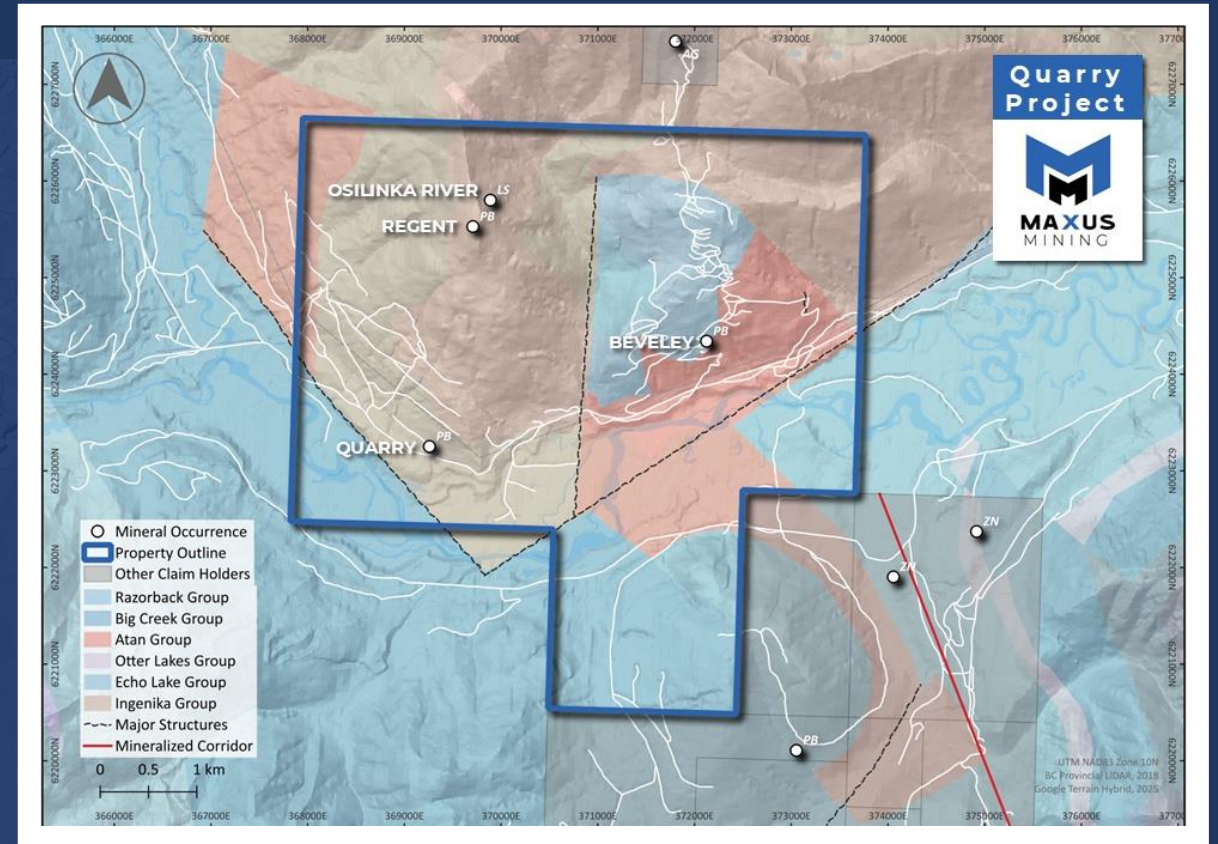
# QUARRY ANTIMONY PROJECT

## CRITICAL & BASE METAL POTENTIAL

Including Antimony, Copper, Lead and Zinc

The **2,740-hectare Quarry Antimony Project** is 46 kilometres northwest of Germansen Landing in the **Omineca Mining Division**, in BC.

- ❖ Polymetallic Mineralization – Historical samples in from the 1990s assayed **0.89 g/t Au, 3.8% Cu, 0.34% Zn, 42.5% Pb, and 0.65 g/t Ag and 20% Sb<sup>1</sup>**
- ❖ Additionally, grab samples from 1954 yielded assays which averaged **83.5% Pb and 1,576 g/t Ag<sup>1</sup>**
- ❖ **Historical Drilling (1970s)** – multiple zones of polymetallic mineralization across over nearly 80 drillholes.
- ❖ **Bullseye Zone at the Beveley Showing** – NI 43-101 non-compliant historic estimate of 99,781 tonnes @ 1.42% Pb, 2.24% Zn, and 36.3 ppm Ag (drill-indicated), and 2.72 Mt @ 3.66% Pb + Zn, 36.3 ppm Ag (inferred by block estimate, three zones).<sup>2</sup>
- ❖ **2025 Prospecting Program** – The Company recently completed a ground-truth sampling program across historical showings – assays results up to **234 g/t Ag, 4.67% Pb, and 9.62% Zn.<sup>3</sup>**



2 - The historical estimate of the Quarry Property is sourced from Property File PF40196, Suzie Mining Explorations Ltd. Newsletter No. 17, prepared by Keith C. Fahrni, P.Eng., and dated July 14, 1978. The estimate is historical in nature and does not include the parameters or categories required under current CIM Definition Standards. There are no directly comparable CIM categories that can be attributed to this estimate, and to the knowledge of the Qualified Person ("QP"), no modern mineral resource or reserve estimates exist for the Property. A qualified person has not done sufficient work to classify the historical estimate as current mineral resources or mineral reserves, and the Company is not treating the historical estimate as current mineral resources or mineral reserves. Work required to upgrade/verify the historical estimate includes a desktop compilation of historical drill data, confirmatory/twin drilling at appropriate spacing, specific-gravity (SG) testing by domain, modern analytical QA/QC with check assays, validation of collar locations and downhole surveys, development of a 3D geological/grade model and Qualified Person verification to CIM standards.

Source 1: Geological Survey of Canada Memoir - MINFILE No094C104 EMPR OF \*1992-11;1993-2 Open File 1992-11, Map Number 10 BCGS  
Source 2: Property File PF40196, Suzie Mining Explorations Ltd. Newsletter No. 17, prepared by Keith C. Fahrni, P.Eng., and dated July 14, 1978 – [Link](#)  
Source 3: As reported in Maxus Mining News Released March 16, 2026 – [Link](#)

# LOTTO TUNGSTEN PROJECT

## CRITICAL MINERAL & GOLD POTENTIAL

Tungsten and Critical Mineral Potential Across 14km of Favourable Stratigraphy.

The 3,054-hectare Lotto Tungsten Project is in the Trail Creek Mining Division of BC, a prolific mineral district known for its resource potential and well-developed infrastructure.

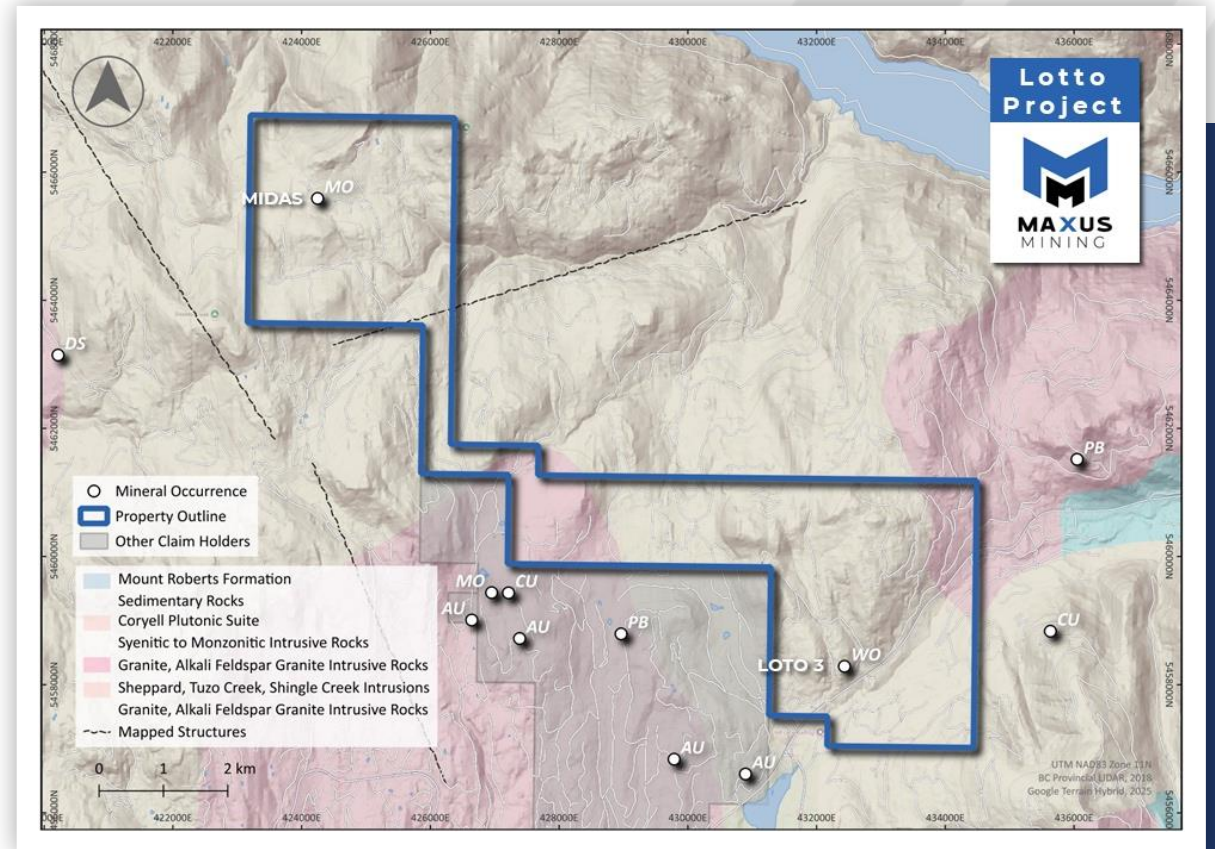
- ❖ **High-grade Tungsten mineralization** – Historical samples containing visible scheelite mineralization at the **Loto 3 showing** returned assays up to **10.97% WO<sub>3</sub>**.<sup>1,2</sup>
- ❖ **Polymetallic Potential** – Historical geochemical soil sampling identified anomalous zones of Mo, Cu, Ag, Zn, and W in the **Midas showing** area, associated with key structural controls.<sup>3</sup>
- ❖ **Prime Jurisdiction & Location** – Lotto is road accessible, strategically located along the Crowsnest highway in the Trail Creek Mining District less than 20 kilometres away from Castlegar, BC.
- ❖ **2025 Prospecting Program** – The Company recently completed a ground-truth sampling program across historical showings — encountered elevated Mo and W<sup>4</sup>

Source 1: Loto 3 Minfile, 1980 Grab Sample - [Link](#)

Source 2: ARIS 8187 – Paszty, S., 1980. Assessment Report of Loto #3 Claim, Nancy Greene Lake, B.C. - [Link](#)

Source 3: Midas Minfile – [Link](#)

Source 4: Maxus Mining News Release, April 2, 2026 – [Link](#)



# PENNY COPPER PROJECT

## CRITICAL MINERAL POTENTIAL

3,123 Hectares of Copper Potential Proximal to Sullivan Lead-Zinc-Silver Mine.

The area has seen exploration activity throughout the last 100+ years with recent work by the Company including rock sampling and geological mapping.

### ❖ Multiple Copper Mineralization Styles


Multiple mineralized samples were collected from the Upper and Middle Creston Formation sedimentary horizons. Interbedded and thin lenses of quartzite containing visible bornite, chalcopyrite, and malachite returned copper values up to **1046 ppm (0.10%) Cu (TK-17-149c)**, **1808 ppm (0.18%) Cu (TK17-28)** and **2388 (0.24%) ppm Cu (TK17-12)**.<sup>1</sup>

### ❖ 2025 Mobile Magnetotellurics Survey Completed

Integrated **geological & geophysical interpretation** in progress to fast-track exploration targeting.

### ❖ 2025 Prospecting Program

The Company recently completed a soil sampling program over the most prospective target areas – **outcrop samples up to 0.34% Cu** consisting of mineralized and iron-oxidized quartzite.



Source 1: Strickland, D, 2024. NI43-101 Technical Report on the Penny Property, British Columbia  
Source 2: Maxus Mining News Released December 9, 2025 [Link](#)

# MANAGEMENT & BOARD OF DIRECTORS

## Scott Walters

CEO & DIRECTOR

Mr. Walters is a Canadian entrepreneur and executive with a strong record in mineral exploration, resource development, and investment banking. He is also the Co-Founder and Principal of Blaise Ventures, where he supports high-growth companies through strategic planning, team-building, and financing. Previously, he served as CEO of Molecular Science Corp., securing national licensing and major enterprise contracts prior to its acquisition. As VP & Board Director at Supreme, he helped drive operational scaling, capital raising, and the company's successful exit. Earlier, he co-founded Canabo Medical Clinics, that scaled into one of Canada's largest referral-only pain clinic network before its acquisition. His capital markets experience includes serving as Managing Director at Stifel Financial in resource investment banking, founding Max Capital Markets and raising over \$700mm for resource and technology companies, and co-founding DeltaOne Capital Partners, later acquired. Scott began his career in field exploration at age 17 and remains deeply engaged in advancing mineral projects in Canada.

## Sean Hillacre M.Sc., P.Geo.

DIRECTOR

Mr. Hillacre has over a decade of experience working as an economic geologist in the Athabasca Basin uranium district of Saskatchewan. Mr. Hillacre brings a unique and balanced background integrating academic geoscience with industry experience, along with a comprehensive understanding of project development. Mr. Hillacre received his B.Sc. & M.Sc. degrees in Geology from the U of S and published the first comprehensive academic study on a uranium deposit in the SW Athabasca Basin in Economic Geology. As President and VP Exploration of Standard Uranium Ltd., he built and leads a high-caliber exploration team of geologists focused on acquisition, exploration, and development of uranium assets in the Athabasca Basin in Saskatchewan, in addition to raising capital and structuring M&A deals. Mr. Hillacre also holds the position of Technical Advisor with Greenridge Exploration Ltd. where he provides his expertise on mineral project acquisitions, exploration programs, and other technical and logistical tasks.

## Morgan Verge

VICE PRESIDENT, EXPLORATION

Ms. Verge is a Professional Geoscientist with nearly fifteen years of experience in mineral exploration, geological data management, and project advancement. In her role, she will lead exploration strategy, technical evaluation, and the execution of exploration programs across the Company's portfolio. Ms. Verge has been working with Maxus as a technical advisor since June 2025, supporting exploration planning, data integration, and project advancement. Ms. Verge is the President of Verge Geological Consulting Ltd. and has held senior technical and database management roles with Aureus Gold, Agrico Eagle, and Lake Shore Gold. She has designed and managed multidisciplinary exploration programs, overseen NI 43-101-compliant geological databases, and secured over \$1.5 million in government funding to advance exploration projects. More recently, she has worked as a geological consultant with Juno Corp. and Sterling Metals Corp.

## Jeremy Fong CPA

CFO & CORPORATE SECRETARY

Mr. Fong is a Chartered Professional Accountant and the Partner of Fong Advisory Services with extensive experience in advisory services, managing complex client portfolios, and leading teams to ensure accurate financial reporting and compliance. Mr. Fong has demonstrated expertise in navigating intricate accounting and audit matters, including changes in accounting policies, impairments, and acquisitions, with a strong background in operational efficiency and compliance audits and providing financial assistance to Fortune 1000 companies. Prior to this role, Mr. Fong has a proven track record in his previous roles in developing mentorship programs and ensuring timely completion of financial statements for publicly listed companies.

## Ranbir Kalan

DIRECTOR

Mr. Kalan has over ten years of experience in the capital markets, specializing in corporate development, marketing, and communications. He has collaborated with numerous public companies to craft and execute strategic market initiatives, with a proven track record across industries including mining, healthcare, green energy, artificial intelligence, cryptocurrency, and technology. His expertise has played a key role in driving effective and efficient market penetration for these organizations. Mr. Kalan holds a Bachelor's degree in Aerospace Engineering, with a minor in Economics, from Toronto Metropolitan University.

# ADVISORS

## Robert Eckford

### Advisor

Mr. Robert Eckford is a seasoned mining executive and financial strategist with a strong track record of leading transformational transactions in the gold sector. He brings deep expertise in mergers, acquisitions, and operational integration, having played key roles in over \$2.5 billion in mining deals over the past decade. Beginning his career as a finance professional with EY, Eckford quickly advanced into the mining sector, where he was instrumental in building companies such as Leagold — acquired by Equinox Gold — and Aris Mining (TSX:ARIS). As CFO of Aris, he led complex financings, asset acquisitions, and a major merger that positioned the company as a leading gold producer in Colombia.

## Nathan Bridge

### Advisor

With a strong technical background and a disciplined, science-driven approach, Mr. Bridge focuses on exploration strategies grounded in geoscientific rigor and a deep understanding of the conditions required for high-grade ore deposit formation and preservation. He is a licensed Professional Geoscientist and holds both B.Sc. and M.Sc. degrees in Geology from the University of Western Ontario.

During his time at Cameco, Mr. Bridge played a key role as Senior Geologist on the Fox Lake discovery team, contributing to advancing the deposit from early exploration through discovery and resource definition. With a career largely dedicated to uranium exploration, he notably led the CanAlaska Uranium Ltd. team to the discovery of the Pike Zone on the West McArthur project. His extensive expertise includes work on multiple uranium mineralization zones, as well as the management of delineation and geotechnical programs at Cameco's Cigar Lake, Eagle Point, and Millennium deposits.



# CAPITALIZATION

Issued & Outstanding	37,492,327
Options	1,680,000
Warrants	9,479,004
<b>Fully Diluted</b>	<b>48,651,331</b>

Updated January 28, 2026



## CONTACT US



[info@maxusmining.com](mailto:info@maxusmining.com)



(778) 374-9699



[maxusmining.com](http://maxusmining.com)

## FOLLOW US



# MAXUS MINING

CSE : MAXM | FWB : R7V | OTC : MXMGF